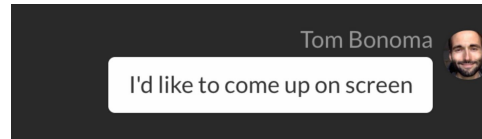
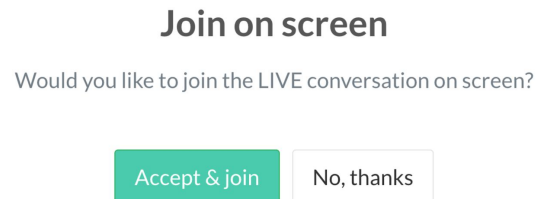


Crowdcast Guide: How to Participate through the Virtual Hot Seat

Once Sat Shree has opened up the room for interaction, if you would like to participate through the virtual hot seat, simply indicate so in the comment field:

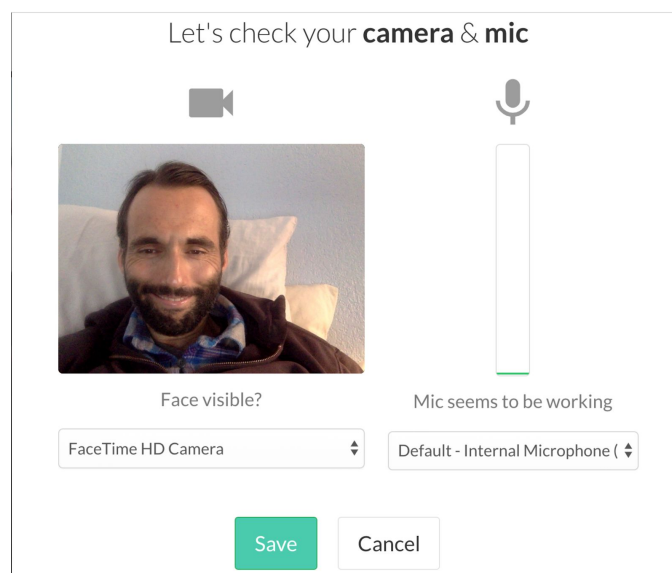


When you are invited up on screen, you will see the following box appear:



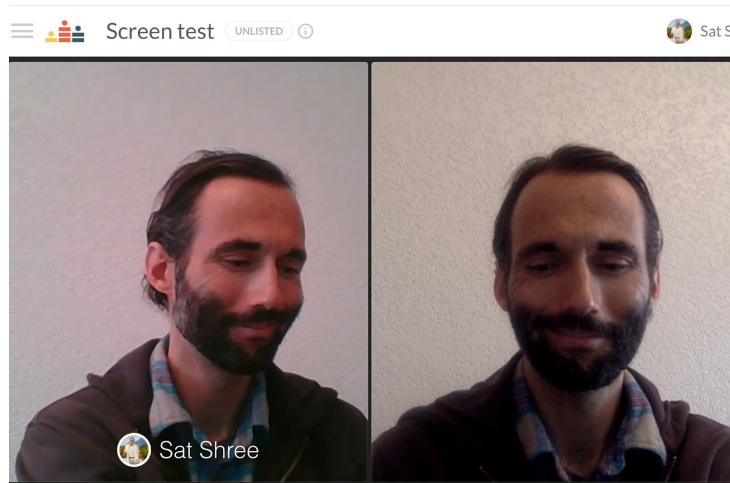
Select "Accept & join."

This will bring up a page that will ask you to check your camera and microphone:



Check to see that your face is visible and that your microphone is working properly.

Click “Save,” at which point you will then appear live on screen side-by-side with Sat Shree:



That’s it. When you see yourself on screen you’re live and can begin to interact with Sat Shree.

Once the interaction is complete, you will be removed from the screen without needing to do anything on your end.

Please note:

1. Before requesting to come up on screen, check to make sure there is no background noise on your end and that there is sufficient lighting for you to be visible. Remember that everyone will be able to see you.
2. Your computer may not ask you to check your camera and microphone after your first visit to the hot seat; it may simply remember those devices when you request to come up on screen a second time (e.g., in a future broadcast). Knowing this in advance may prevent you from being surprised to find yourself live sooner than you expected to be in a future broadcast.